


Introductory sub-table (I)(a)

Name of the Company: ORICON ENTERPRISES LIMITED			
Scrip Code, Name of the scrip, class of security: 513121 EQUITY			
Quarter ended: JUNE, 2011			
Partly paid-up shares:-		No. of partly paid-up shares	As a % of total no. of partly paid-up shares
Held by promoter/promoter group			
Held by public			
Total - D			
Outstanding convertible securities:-		No. of outstanding securities	As a % of total no. of outstanding convertible securities
Held by promoter/promoter group		10509231	96.41
Held by public		390769	3.59
Total - E		10900000	100
Warrants:-		No. of warrants	As a % of total no. of warrants
Held by promoter/promoter group			
Held by public			
Total - F			
Total paid-up capital of the company, assuming full conversion of warrants and convertible securities (Grand Total (A+B+C)+ D+E+F)			
		31409543	100



Statement Showing Shareholding Pattern

Category code	Category of Shareholder	Table (I)(a)					Total shareholding as a percentage of total number of shares		Shares Pledged or otherwise encumbered	As a percentage
		Number of Shareholders	Total number of shares	Number of shares held in dematerialized form	As a percentage of (A+B) ¹	As a percentage of (A+B+C)	Number of shares	(IX) = (VIII)/(IV)*100		
(I)		(II)	(IV)	(V)	(VI)	(VII)	(VIII)	(IX) = (VIII)/(IV)*100		
(A)	Shareholding of Promoter and Promoter									
1	Indian									
(a)	Individuals/ Hindu Undivided Family	52	11154719	11148209	54.39	54.39	0	0.00		
(b)	Central Government/ State Government(s)				0.00	0.00	0	0.00		
(c)	Bodies Corporate	17	1663552	1639666	8.11	8.11	425000	25.55		
(d)	Financial Institutions/ Banks				0.00	0.00	0	0.00		
(e)	Any Others(Specify)				0.00	0.00	0	0.00		
(e-i)					0.00	0.00	0	0.00		
(e-ii)					0.00	0.00	0	0.00		
	Sub Total(A)(1)	69	12818271	12787875	62.50	62.50	425000	3.32		
2	Foreign									
a	Individuals (Non-Residents Individuals/ Foreign Individuals)	0	0	0	0.00	0.00	0	0.00		
b	Bodies Corporate	0	0	0	0.00	0.00	0	0.00		
c	Institutions	0	0	0	0.00	0.00	0	0.00		
d	Any Others(Specify)	0	0	0	0.00	0.00	0	0.00		
d-i		0	0	0	0.00	0.00		0.00		



d-ii		0	0	0	0	0.00	0.00		0	0.00
Sub Total(A)(2)		0	0	0	0	0.00	0.00	0	0.00	
Total Shareholding of Promoter and		69	12818271	12787875	62.50	62.50	425000	3.32		
(B) Public shareholding										
I Institutions										
(a) Mutual Funds/ UTI		0	0	0	0.00	0.00				
(b) Financial Institutions / Banks		7	944611	944381	4.61	4.61				
(c) Central Government/ State Government(s)		0	0	0	0.00	0.00				
(d) Venture Capital Funds		0	0	0	0.00	0.00				
(e) Insurance Companies		0	0	0	0.00	0.00				
(f) Foreign Institutional Investors		0	0	0	0.00	0.00				
(g) Foreign Venture Capital Investors		0	0	0	0.00	0.00				
(h) Any Other (specify)		2	3072528	892528	14.98	14.98				
(h-i)					0.00	0.00				
(h-ii)					0.00	0.00				
Sub-Total (B)(1)		9	4017139	1836909	19.59	19.59				
B 2 Non-institutions										
(a) Bodies Corporate		151	1563888	1552603	7.63	7.63				
(b) Individuals					0.00	0.00				
Individuals - i: Individual shareholders holding nominal share capital up to Rs 1 lakh		5800	947545	644827	4.62	4.62				
Individuals - ii: Individual shareholders holding nominal share capital in excess of Rs. 1 lakh.		28	1057640	1057640	5.16	5.16				
(c) Any Other (specify)					0.00	0.00				



(c-i)	Clearing Member	11	15716	15716	0.08	0.08			
(c-ii)	NRI	28	89344	89344	0.44	0.44			
	Sub-Total (B)(2)	6018	3674133	3360130	17.91	17.91			
(B)	Total Public Shareholding (B)= (B)(1)+(B)(2)	6027	7691272	5197039	37.50	37.50			
	TOTAL (A)+(B)	6096	20509543	17984914	100.00	100.00			
(C)	Shares held by Custodians and against which Depository Receipts have been issued								
1	Promoter and Promoter Group	0	0	0		0.00			0.00
2	Public	0	0	0		0.00			
	Sub-Total (C)	0	0	0		0			0
	GRAND TOTAL (A)+(B)+(C)	6096	20509543	17984914		100.00		425000	2.07




Sr.No	Notes
1	The Board of Directors of the Company at its meeting held on 13th June, 2011 has allotted 21,80,000 Equity Shares of Rs. 10 each, on account of conversion of Fully Convertible Debentures, hence the Paid up Capital (Number of Shares) is increased to 20509543 and the listed capital (Number of Shares) at Bombay Stock Exchange is 18329543.
2	Subsequently the Company has obtained listing approval and permission for trading for 21,80,000 Equity Shares from Bombay Stock Exchange and as on dated the Listing Capital is also (Number of Shares) 20509543.
3	IN B(h) any other specify - Clearwater Capital Partners Singapore Funds III Pvt Ltd is a foreign body corporate not a FI
4	
5	
6	
7	
8	
9	




(1)(b) Statement showing Shareholding of persons belonging to the category
 "Promoter and Promoter Group"

Sr. No.	Name of the shareholder	Total shares held			Shares pledged or otherwise encumbered		
		Number of shares	As a % of grand total (A)+(B)+(C)	Number	As a percentage (VI)=(V)/(III)*100	As a % of grand total (A)+(B)+(C) of sub-clause (1)(a)	
(i)	(ii)	(iii)	(iv)	(v)	(vi)	(vii)	
1	CLARIDGE INVESTMENT LTD	10	0.00	0	0.00	0.00	
2	DEBONAIR PUBLICATION PVT LTD	36704	0.18	0	0.00	0.00	
3	HIMALAYA BUILDERS P. LTD	257736	1.26	0	0.00	0.00	
4	KAPPAC PHARMA LTD	7100	0.03	0	0.00	0.00	
5	PAREKH INTEGRATED SERVICES P. LTD	250	0.00	0	0.00	0.00	
6	PARJAT INTEGRATED SERVICES P. LTD	33880	0.17	0	0.00	0.00	
7	RIDHI SIDHI EQUIFIN P. LTD	176240	0.86	0	0.00	0.00	
8	S. V. TRADING & AGENCIES LTD	688295	3.36	425000	-61.75	2.07	
9	SAMPADA CHEMICALS LTD	150	0.00	0	0.00	0.00	
10	SARVAMANGAL MERCANTILE CO. LTD	26705	0.13	0	0.00	0.00	
11	SKYLAND SECURITIES P. LTD	114620	0.56	0	0.00	0.00	
12	VENKATESKH KARRIERS P. LTD	15880	0.08	0	0.00	0.00	
13	KAMALA UDYOGA LTD	305982	1.49	0	0.00	0.00	
14	ADARSH SOMANI	932954	4.55	0	0.00	0.00	
15	ANUSHREE SOMANI	171286	0.84	0	0.00	0.00	
16	JAYA SOMANI	314571	1.53	0	0.00	0.00	
17	KUMKUM SOMANI	361653	1.76	0	0.00	0.00	
18	LAXMIDEVI SOMANI	122344	0.60	0	0.00	0.00	
19	MRIDULA SOMANI	688343	3.36	0	0.00	0.00	
20	NUPUR SOMANI	515610	2.51	0	0.00	0.00	
21	RAJENDRA SOMANI	1923183	9.38	0	0.00	0.00	
22	S. J PAREKH	230277	1.12	0	0.00	0.00	
23	SHANTANU SOMANI	3941116	1.92	0	0.00	0.00	
24	SUHRID SOMANI	470873	2.30	0	0.00	0.00	
25	SUJATA PAREKH	1088245	5.31	0	0.00	0.00	



26	SURENDRA SOMANI	586982	2.86	0	0.00	0.00
27	SUSHEEL G SOMANI	1227106	5.98	0	0.00	0.00
28	VANDANA SOMANI	661327	3.22	0	0.00	0.00
29	VARUN SOMANI	866620	4.23	0	0.00	0.00
30	VRINDA SOMANI	143802	0.70	0	0.00	0.00
31	ATUL KUMAR	20104	0.10	0	0.00	0.00
32	B K TOSHNIWAL	11000	0.05	0	0.00	0.00
33	PREMNARAIN KHANNA	5700	0.03	0	0.00	0.00
34	RADHIKA TAPARIA	1000	0.00	0	0.00	0.00
35	S J TAPARIA	1000	0.00	0	0.00	0.00
36	SANJAY DOSI	20	0.00	0	0.00	0.00
37	V N KHANNA	18230	0.09	0	0.00	0.00
38	NAMRATA SOMANI	398373	1.94	0	0.00	0.00
TOTAL		12818271	62.50	425000	3.32	2.07



**(D)(c) Statement showing Shareholding of persons belonging to the category
“Public” and holding more than 1% of the total number of shares**

Sr. No.	Name of the shareholder	Number of shares	Shares as a percentage of total number of shares {i.e., Grand Total (A)+(B)+(C) indicated in Statement at para (D)(a) above}
1	ELARA CAPITAL PLC A/C CLEARWATER CAPITAL	892528	4.35
2	SHREE VENKATESH METAL PACKS PVT LTD	775956	3.78
3	GENERAL INSURANCE CORPORATION OF INDIA	400000	1.95
4	UNITED INDIA INSURANCE COMPANY LIMITED	444222	2.17
5	CLEARWATER CAPITAL PARTNERS SINGAPORE FUND III PVT LTD	2180000	10.63
TOTAL		4692706	22.88



(I)(d) Statement showing details of locked-in shares

Sr. No.	Name of the shareholder	Number of locked-in shares	Locked-in shares as a percentage of total number of shares {i.e., Grand Total (A)+(B)+(C) indicated in Statement at para (I)(a) above}
1	RAJENDRA SOMANI	252739	1.23
2	RAJENDRA SOMANI	127928	0.62
3	SUJATA PAREKH KUMAR	191622	0.93
4	NAMRATA SOMANI	119838	0.58
5	VARUN SOMANI	50907	0.25
6	ADARSH SOMANI	207919	1.01
7	JAYA SOMANI	58554	0.29
8	SUHRID SOMANI	100912	0.49
9	SHANTANU SOMANI	75038	0.37
10	KUMKUM SOMANI	77521	0.38
11	VRINDA SOMANI	50551	0.25
12	B K TOSHNIWAL	2100	0.01
13	SURENDRA SOMANI	5798	0.03
14	MRIDULA SOMANI	129811	0.63
15	VANDANA SOMANI	125221	0.61
16	NUPUR SOMANI	83373	0.41
17	ANUSHREE SOMANI	50561	0.25
18	SUSHEEL G SOMANI	251996	1.23
19	VARUN SOMANI	114790	0.56
20	RIDHI SIDHI EQUIFIN PVT LTD	43183	0.21
21	HIMALAYA BUILDERS PVT LTD	26858	0.13
22	SKYLAND SECURITIES PVT LTD	27780	0.14
TOTAL		2175000	10.60



(II)(a) Statement showing details of Depository Receipts (DRs)

Sr. No.	Type of outstanding DR (ADRs, GDRs, SDRs, etc.)	Number of outstanding DRs	Number of shares underlying outstanding DRs	Shares underlying outstanding DRs as a percentage of total number of shares {i.e., Grand Total (A)+(B)+(C) indicated in Statement at para (I)(a) above}
1				0.00
2				0.00
3				0.00
4		NIL		0.00
5				0.00
6				0.00
7				0.00
8				0.00
9				0.00
TOTAL		0	0	0.00



(II)(b) Statement showing holding of Depository Receipts (DRs), where underlying shares held by "promoter/promoter group" are in excess of 1% of the total number of shares

Sr. No.	Name of the DR Holder	Type of outstanding DR (ADRs, GDRs, SDRs, etc.)	Number of shares underlying outstanding DRs	Shares underlying outstanding DRs as a percentage of total number of shares {i.e., Grand Total (A)+(B)+(C) indicated in Statement at para (I)(a) above}
1				
2				
3				
4		NIL		
5				
6				
7				
8				
9				
TOTAL				

